

L16

L16

Characteristics	<ul style="list-style-type: none"> ■ small size ■ sealed (IP6K7) ■ PCB mounting
Rating	12–30 VDC, 1–300 mA
Dimensions (mm)	14.7 × 9 × 5.4
Actuator	<ul style="list-style-type: none"> ■ plunger ■ plain lever ■ cam follow lever
Approvals	Automotive standard



Ultraminiature

Preferred Range

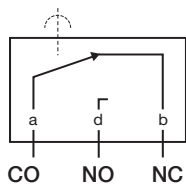
Ordering Reference	Actuating Force (N)	Sealing	Operating pos. (mm)	Terminal	Circuit	Actuator	Contacts	Electrical rating
L16T8	1,6	IP6K7	10,8	PCB	CO	Plunger	Gold plated	30 VDC, 300 mA

L16

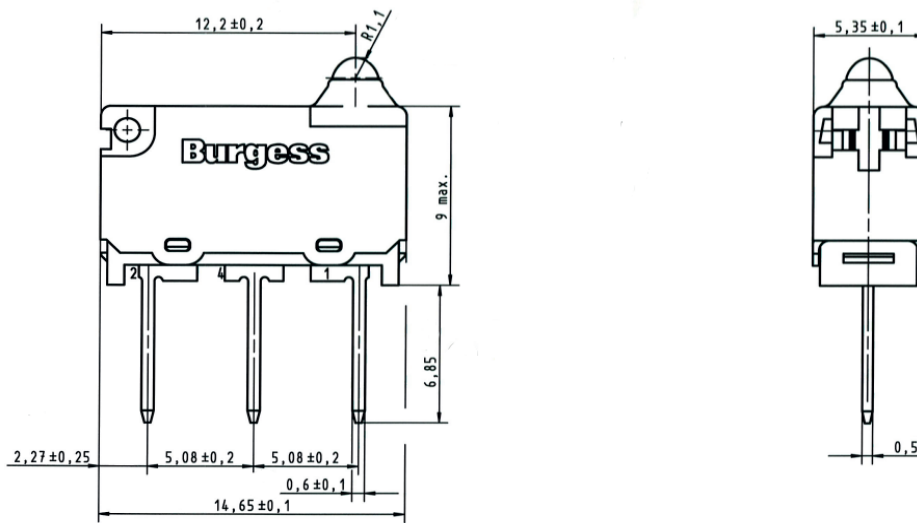
Specifications

Base	PBT
Lid	PP with glass fibre
Plunger	POM
Mechanism	Snap-action, single pole
Contacts	Gold plated
Terminals	CuZn silver plated
Temperature range °C	-40°C up to +85°C
Mechanical life	1 × 10 ⁶
Protection	IP6K7
Actuators	Plain plunger, lever, cam follower stainless steel
Cowl	Thermoplastic elastomer

Circuit diagram



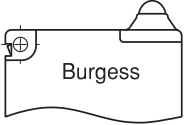
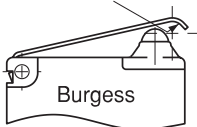
Dimensions L16T85



Recommended maximum electrical ratings

	Voltage (VDC)	Resistive load (A)	Cycles
L16	12 to 30	0,001 – 0,3	200.000

Operating Characteristics

Actuator	Reference	Actuating Force Maximum (N)	Release Force Minimum (N)	Free Position Maximum (mm)	Operating Position (mm)	Movement Differential Maximum (mm)	Total travelled positions Minimum (mm)
Plunger	L16T85	1,6	0,3	11,35	10,8 ± 0,2	0,3	9,5
							
H-Lever	L16T85H	2,5	0,5	12,9	11,3 ± 0,55	0,45	10
							

Width of H-Lever 2.5 mm/0.1 in

Datum for free position and operating position is bottom edge of base (stand-off's).
The case should not be used as an end stop.

Ordering Reference

Basic type	L16	Example: L16 T8 H	
Terminals	T8 PCB T81 Formed PCB T82 Formed PCB T84 Short PCB T85 Long PCB	0.6 × 0.5 × 4.0 long 0.6 × 0.5 × 2.85 long (Side mount L.H. plunger end) 0.6 × 0.5 × 2.85 long (Side mount R.H. plunger end) 0.6 × 0.5 × 2.0 long 0.6 × 0.5 × 6.85 long	
Circuit	No symbol, change-over C2 Normally closed C4 Normally open		
Actuators	H No symbol, without lever Y1 Formed. lever 0.3 mm thickness YC Plain lever 21 mm Cam follower lever 16.9 mm		
Contact Material	No symbol, gold plated		
Special Features	/□□□□	Burgess specialise in customer specific solutions. Additional product variants are available or can be provided. If your requirements cannot be satisfied from the options listed, please contact us.	